

Crystal Symphony Deck Plans



Crystal Penthouse with Verandah and third berth



Penthouse Suite with Verandah and third berth



Penthouse with Verandah and third berth




Deluxe Stateroom with Verandah



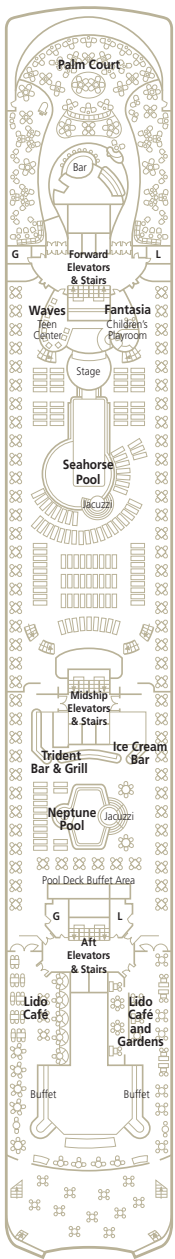
Deluxe Stateroom with Large Picture Window



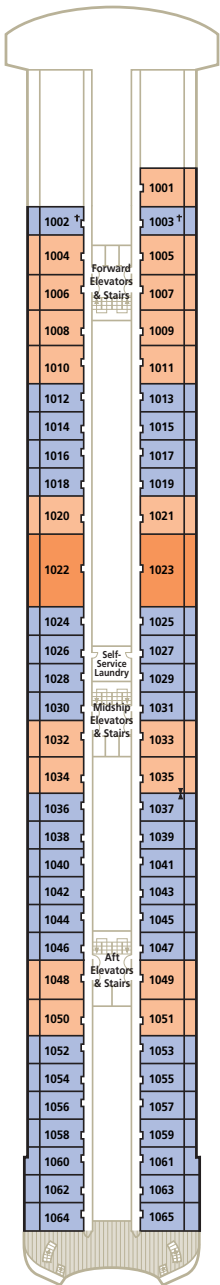
Deluxe Stateroom with Large Picture Window (limited or extremely limited view)




Sun Deck 12



Lido Deck 11



Penthouse Deck 10



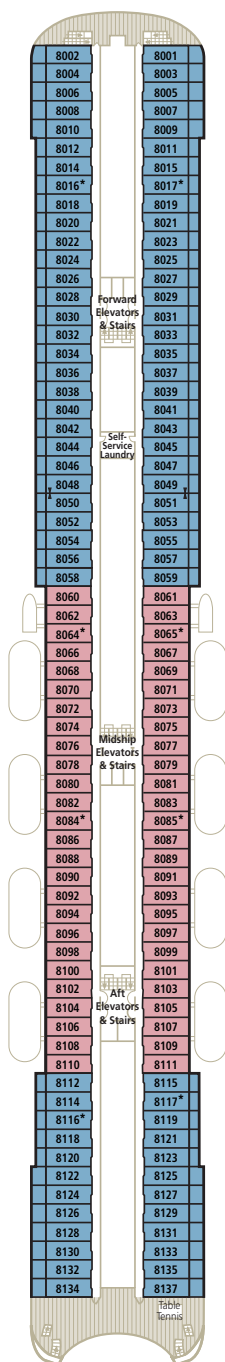
Seabreeze Deck 9

* Third berth available; as well as in all Penthouses (CP, PS and PH) with the exception of those designed for guests with disabilities, 1002 and 1003.

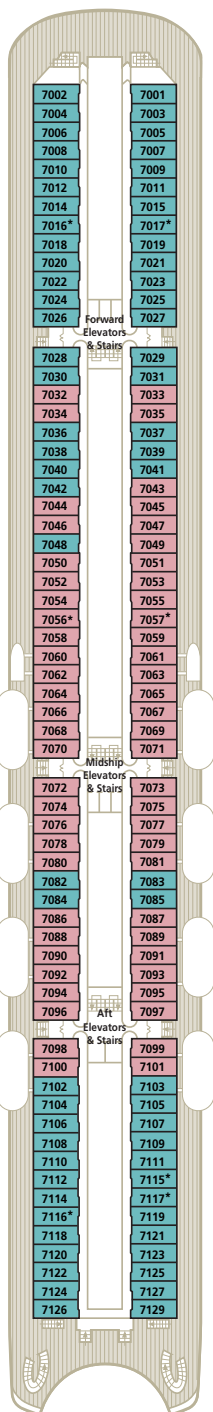
Note: Third berth waiver is required.
See crystalcruises.com for details.

† Staterooms for guests with disabilities
(B and D have twin beds only)

➤ Connecting staterooms



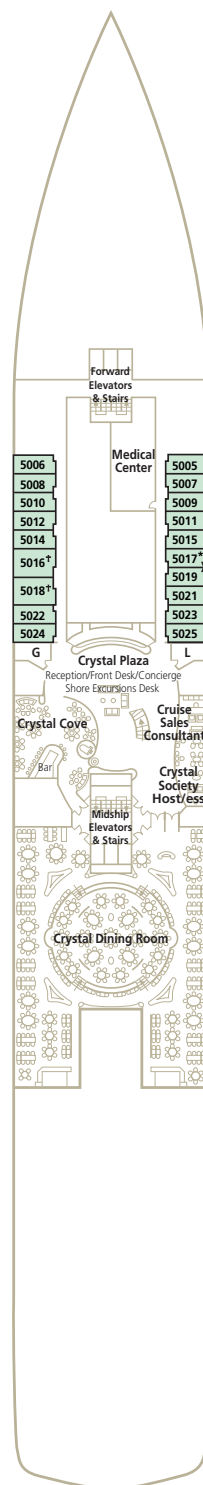
Horizon Deck 8



Promenade Deck 7



Tiffany Deck 6




Crystal Deck 5

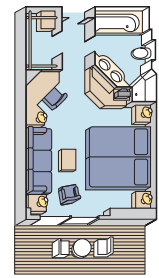
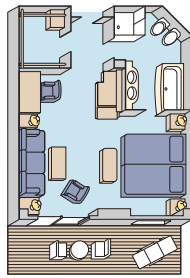
Crystal Symphony Staterooms



Crystal Penthouse with Verandah
982 sq. ft. (with verandah)



- Spacious living room
- Dining area
- Large private verandah
- Complimentary wine plus choice of spirits from set menu upon embarkation
- Complimentary soft drinks, beer and bottled water in room
- Personal butler service
- CD player
- DVD player
- Large flat-screen television
- Cordless phone
- Data port for laptop computer hook-up
- Guest bathroom
- Large bedroom
- Queen-size bed or twin beds, and third berth
- Master bath with Jacuzzi and ocean view
- Separate shower
- Bidet
- Walk-in closet
- Refrigerator
- Security safe
- Complimentary private car transfers (within 100 miles) between your home, airport and ship, before and after your cruise



PS

Penthouse Suite with Verandah

491 sq. ft. (with verandah)

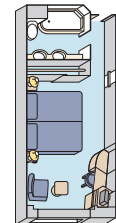
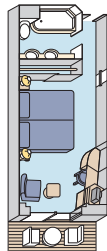
- Spacious living area • Private verandah • Complimentary wine plus choice of spirits from set menu upon embarkation • Complimentary soft drinks, beer and bottled water in room • Personal butler service • Flat-panel television with DVD/CD player • Queen-size bed or twin beds, and third berth • Full Jacuzzi bathtub • Separate shower • Bidet • Walk-in closet • Refrigerator • Security safe

PH

Penthouse with Verandah

367 sq. ft. (with verandah)

- Sizeable living area • Private verandah • Complimentary wine plus choice of spirits from set menu upon embarkation • Complimentary soft drinks, beer and bottled water in room • Personal butler service • Flat-panel television with DVD/CD player • Queen-size bed or twin beds, and third berth • Full Jacuzzi bathtub • Separate shower • Walk-in closet • Refrigerator • Security safe



A

B

Deluxe Stateroom with Verandah

246 sq. ft. (with verandah)

- Private verandah • Seating area • Queen-size bed or twin beds • Complimentary soft drinks and bottled water in room • Flat-panel television with DVD/CD player • Full bathtub/shower combination • Refrigerator • Security safe

C

D

E

Deluxe Stateroom with Large Picture Window

202 sq. ft.

- Large picture window • Seating area • Queen-size bed or twin beds • Complimentary soft drinks and bottled water in room • Flat-panel television with DVD/CD player • Full bathtub/shower combination • C & D have sweeping views, E has a view that is limited or extremely limited • Refrigerator • Security safe

Please note: Penthouse and stateroom photos and layouts shown are examples of what is available and do not necessarily reflect all rooms, including but not limited to staterooms for guests with disabilities. Penthouses specially designed for guests with disabilities do not feature third berth.